


VIEW it now. You will know.

# Saturn 8000 V series



**NMI**

# OVERVIEW

Saturn 8000 V Series is the most appropriate DR detector with advanced technology and a beautiful design to make the work environment more pleasant. The cassette-sized DR detector is offered in 3 sizes – 25x30cm ( Saturn 8000 2530V), 36x 43cm ( Saturn 8000 3643V), and 43x 43cm ( Saturn 8000 4343V)

As competition in the DR imaging market is getting furious, the market is overflowing with similar detectors in terms of specifications and prices. But are DR detectors the best possible choice for you? To meet your high expectations, We have refreshed its DR detector lineup to provide a solution that fits you perfectly.

Saturn 8000 V series gained a reputation as a retrofit total solution by offering high-performance detectors and integrated software in packages. With market-proven technology and ceaseless innovation, we launched the **Saturn 8000 V** series, a strategic model that will open up a new era of digital radiography. The new series will be the most appropriate choice in regard to workflow, quality, and economics by supporting high-quality patient care in the rapidly changing medical environment.

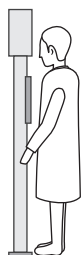
**VIEW it now. And you will know it.**



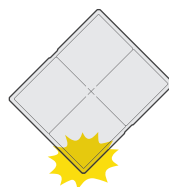


## Saturn 8000 V Series

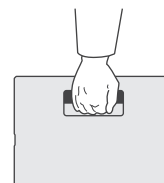
View it now. You will know.  
The most appropriate choice you can make.



Optimal Solution  
for Diagnostic Practice



Excellent  
Durability



Real Mobility

# Optimal Solution for Diagnostic Practice

Do not lower the image quality and working speed due to budget constraints. Saturn 8000 V series is a cost-effective total solution based on our years of medical imaging device development experience and state-of-the-art imaging technology.



## SUPERIOR IMAGE QUALITY

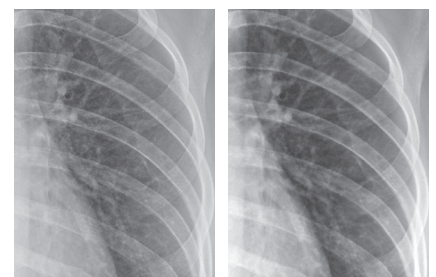
### Cutting-edge Hardware Design

We have strong market leadership in the development and manufacturing of detector panels based on more than 20 years of medical imaging business experience. To provide high-performance detectors consistently, we have core technologies of circuit design, mechanical design and signal processing. This accumulated effort enables us to supply improved DQE of Saturn 8000 V series at a more reasonable price



### Advanced Imaging Processing Technology

PureImpact™ is a post image processing algorithm that provides supreme image quality. It is specialized for Saturn 8000 detectors and is applied to the DxWorks software that comes with the detector at no additional cost. Saturn 8000 series provides the software grid that eliminates the scattering effect of X-rays to produce clearer images. It is optimized for environments where hardware grids are difficult to use and can be purchased as an option.



before

 PureImpact™



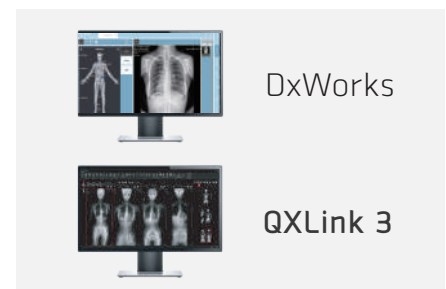
## FASTER AND MORE STABLE WIRELESS COMMUNICATION

Saturn 8000 V series has adopted the 802.11ac wireless standard to improve workflow. This series supports faster communication between the detector and the SCU, thus providing faster image transmission to a viewer program for immediate examination. The three internal antennas ensure stable wireless communication no matter how the detector is positioned.



## SPECIALIZED SOFTWARE PACKAGE FOR DxWorks

The series is offered as a total solution having advanced software that supports easy upgrades and system integration. The viewer program, DxWorks, acquires diagnostic images quickly and provides superior image quality without additional investment. For small clinics and hospitals, the web-based mini PACS, QXLink 3, offers more value and supports an efficient operation throughout the hospital.




## ROBUST DESIGN

Saturn 8000 V series enhances the robustness of the product to reduce errors due to the careless management of the detector.



### Height of 100cm

Saturn 8000 V series passes drop testing of 100 cm. Thus, radiologists can be free from concern about the product being accidentally dropped in any environment.



### Weight of 400kg

Saturn 8000 V series guarantees up to 400 kg under uniform load and 200 kg under the local load. Thus, the series can be used to take images in extreme cases




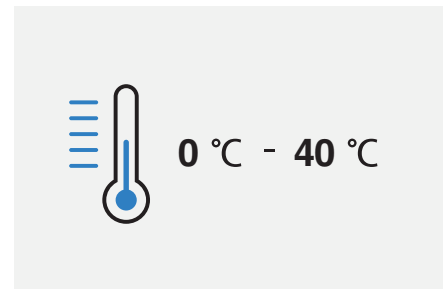
## IP67 – WATER AND DUST RESISTANCE

Do not worry about poor operation caused by water and dust. The series has received an IP67 rating for splash, water, and dust resistance. IP67 means that the series can operate safely in the water for up to 30 minutes at depths of less than 1 meter.



## WIDER OPERATING TEMPERATURE

Saturn 8000 V series works reliably even when taking images outside of typical room temperatures. The series can maintain the same image quality in hotter or colder environments. Saturn 8000 V series operates from 0 °C to 40° C, so it is suitable for outdoor or emergency usage.



# Excellent Durability

The elegance of the new design combines with the robustness of the product, creating a sophisticated, powerful and practical detector in any hospital environment. The durability of Saturn 8000 V series is the result of decades of innovation.

# Real Mobility

The user-friendly design of Saturn 8000 V series improves usability and mobility. Wherever you take Saturn 8000 V series, you can experience the easy control of it.



## GREATER PORTABILITY

This series maximizes portability. The lightest weight in Saturn 8000 V series makes it easy for the user to carry it. The ergonomic design also improves grips, making it easier to carry the detector and preventing accidental drops.

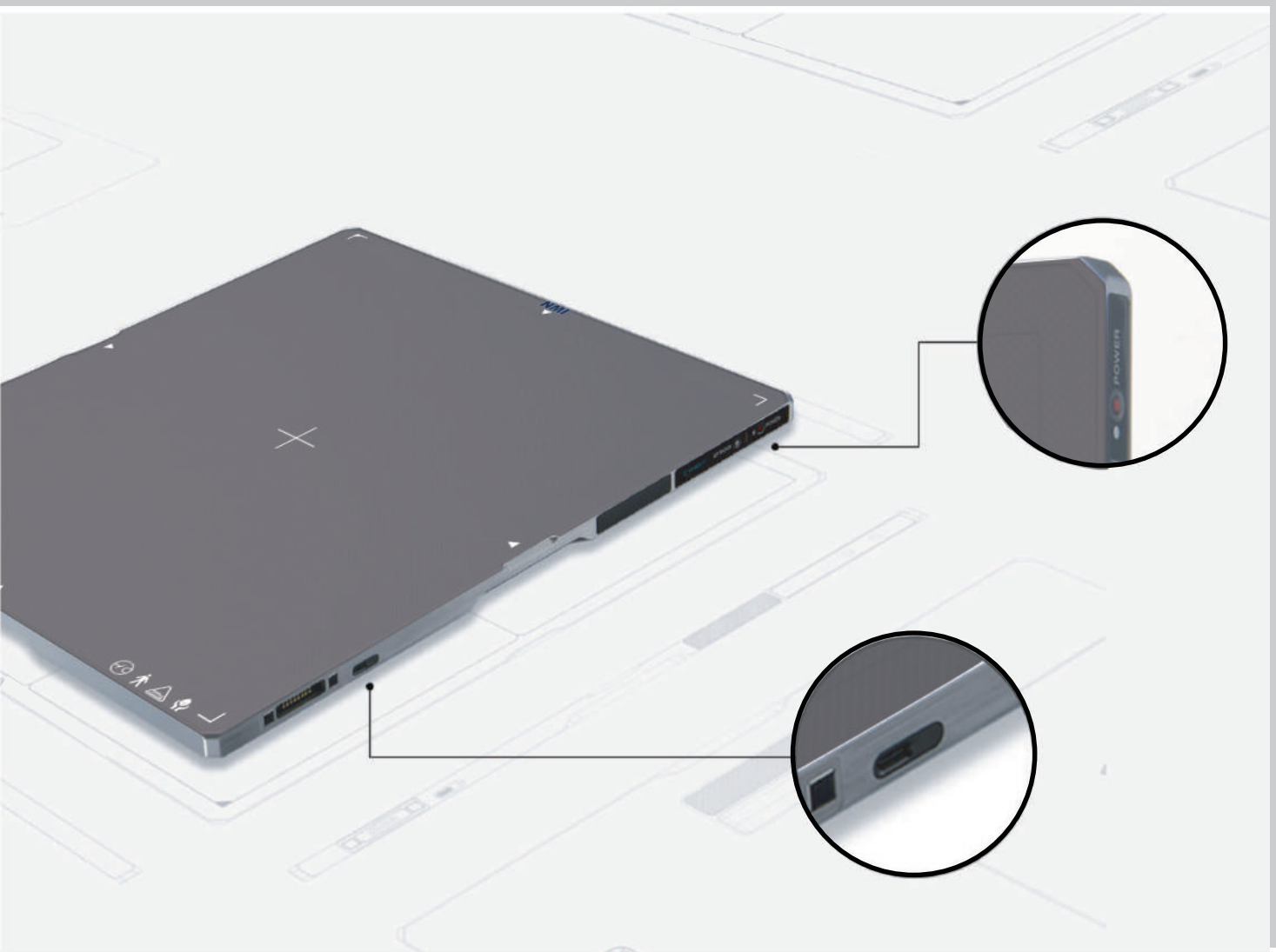


## CONVENIENT CHARGING

Portable detectors should be simply charged under any circumstances. Saturn 8000 V series offers a variety of charging methods, including standard USB-C interfaces and magnetic tether connectors and provides a cradle for safe-storing and easy-charging.







## LONG LASTING BATTERY

Radiologists are busy all day and need a detector that can cover the entire working hours. Radiologists do not need to charge batteries during the day because the Saturn 8000 V series comes with two batteries, allowing up to 16 hours of long operation. Additionally, by using an easy-charging cradle, it allows seamless operation all the time.



## OLED STATUS SCREEN

The exterior OLED display provides information about battery charge level, wired/wireless connection mode, and direction of the image. Radiologists can understand the status quickly and prepare the diagnostic process on time by just looking at the display.





Saturn 8000 2530V



Saturn 8000 3643V



Saturn 8000 4343V

	Saturn 8000 2530V	Saturn 8000 3643V	Saturn 8000 4343V
Model Name	Saturn 8000 2530VAW / Saturn 8000 2530VAW PLUS	Saturn 8000 3643VAW / Saturn 8000 3643VAW PLUS	Saturn 8000 4343VAW / Saturn 8000 4343VAW PLUS
Technology	a-Si TFT	a-Si TFT	a-Si TFT
Scintillator	CsI	CsI	CsI
Pixel Pitch	124 $\mu\text{m}$	140 $\mu\text{m}$	140 $\mu\text{m}$
Spatial Resolution	4.0 lp/mm	3.5 lp/mm	3.5 lp/mm
Pixel Matrix	2048 x 2560 pixels	2560 x 3072 pixels	3072 x 3072 pixels
Image Size	25.4 cm x 31.7 cm	35.8 cm x 43.0 cm	43.0 cm x 43.0 cm
Grayscale	16 bits	16 bits	16 bits
Image Acquisition Time	3 s	3 s	3 s
Recommended Cycle Time	4 s	4 s	4 s
Data Interface	Gigabit Ethernet IEEE 802.11n / ac	Gigabit Ethernet IEEE 802.11n / ac	Gigabit Ethernet IEEE 802.11n / ac
X-ray Generator Interface	DR Trigger Mode / AED Mode	DR Trigger Mode / AED Mode	DR Trigger Mode / AED Mode
Dimensions	28.7 cm x 35.0 cm x 1.5 cm	38.4 cm x 46.0 cm x 1.5 cm	46.0 cm x 46.0 cm x 1.5 cm
Weight	1.9 kg	2.95 kg (one battery) 3.15 kg (two batteries)	3.5 kg (one battery) 3.7 kg (two batteries)
Battery	Lithium Ion 3400mAh x 1 8 h (standby) * 1,250 images at a 15-second cycle.	Lithium Ion 3400mAh x 2 16 h (standby) * 2,850 images at a 15-second cycle.	Lithium Ion 3400mAh x 2 16 h (standby) * 2,500 images at a 15-second cycle.
Dust and Water Resistant	IP67	IP67	IP67
X-ray Voltage Range	40 – 150 kVp	40 – 150 kVp	40 – 150 kVp
Operating Environment	0°C to 40°C 5 % to 90 % RH (non-condensing)	0°C to 40°C 5 % to 90 % RH (non-condensing)	0°C to 40°C 5 % to 90 % RH (non-condensing)
Power Consumption	Normal: Max. 15W, Charging: Max. 50W	Normal: Max. 24W, Charging: Max. 80W	Normal: Max. 24W, Charging: Max. 80W



Copyright © 2019 New Medical Imaging Co., Ltd All rights reserved

## New Medical Imaging

3F., No.32. Sec 2, Zhongyang S. Rd., Beitou Dist., Taipei City 112, Taiwan (R.O.C.)  
Tel + 886-2-2892-2275 Fax+ 886-2-2892-2172  
E-mail sales@newmedical.com.tw Web www.nmi-dr.com

### Factory

41-3, Burim-ro 170 beon-gil, Dongan-gu, Anyang-si, Gyeonggi-do, 14055 Republic of Korea